





Grinning face with smiley eyes	Grinning face
Rolling on the floor laughing	Grinning face with sweat
Slighting smiling face	Laughing face with tears of joy





Winking face	Upside down face
Smiling face with halo	Smiling face with smiley eyes
Smiling face with heart eyes	Smiling face with hearts



Print the document on both sides so that, on the one hand, you will have the image of the emoji and on the reverse the description of it. Then you can cut them in squares and use them in your activities.

Source: <https://unicode.org/emoji/charts/full-emoji-list.html>

This work is licensed under a Creative Commons Attribution-NonCommercial-NoDerivatives 4.0 International License.






Face blowing a kiss	Star Struck
Smiling face	Kissing face
Kissing face with smiley eyes	Kissing face with eyes closed



Print the document on both sides so that, on the one hand, you will have the image of the emoji and on the reverse the description of it. Then you can cut them in squares and use them in your activities.

Source: <https://unicode.org/emoji/charts/full-emoji-list.html>

This work is licensed under a Creative Commons Attribution-NonCommercial-NoDerivatives 4.0 International License.





Face with tongue	Face savouring food
Zany face	Winking face with tongue
Money-mouth face	Squinting face with tongue



Print the document on both sides so that, on the one hand, you will have the image of the emoji and on the reverse the description of it. Then you can cut them in squares and use them in your activities.


Source: <https://unicode.org/emoji/charts/full-emoji-list.html>

This work is licensed under a Creative Commons Attribution-NonCommercial-NoDerivatives 4.0 International License.






Face with hand over mouth	Hugging face
Thinking face	Shushing face
Face with raised eyebrow	Zipper-mouth face





Expressionless face	Neutral face
Smirking face	Face without mouth
Face with rolling eyes	Unamused face





Lying face	Grimacing face
Pensive face	Relieved face
Drooling face	Sleepy face



Print the document on both sides so that, on the one hand, you will have the image of the emoji and on the reverse the description of it. Then you can cut them in squares and use them in your activities.

Source: <https://unicode.org/emoji/charts/full-emoji-list.html>

This work is licensed under a Creative Commons Attribution-NonCommercial-NoDerivatives 4.0 International License.





Face with medical mask	Sleeping face
Face with head bandage	Face with thermometer
Face vomiting	Nauseated face






Hot face	Sneezing face
Woozy face	Cold face
Exploding head	Dizzy face






Partying face	Cowboy hat face
Nerd face	Smiling face with sunglasses
Confused face	Face with monocle






Slightly frowning face	Worried face
Face with open mouth	Frowning face
Astonished face	Hushed face





Pleading face	Flushed face
Anguished face	Frowning face with open mouth
Anxious face with sweat	Fearful face





Crying face	Sad but relieved face
Face screaming in fear	Loudly crying face
Persevering face	Confounded face






Downcast face with sweat	Disappointed face
Tired face	Weary face
Pouting face	Face with steam from the nose





Face with symbols on mouth	Angry face
Angry face with horns	Smiling face with horns
Clown	Skull





Couple kissing	Couple holding hands
family	family
Gorilla face	Monkey face



Print the document on both sides so that, on the one hand, you will have the image of the emoji and on the reverse the description of it. Then you can cut them in squares and use them in your activities.

Source: <https://unicode.org/emoji/charts/full-emoji-list.html>

This work is licensed under a Creative Commons Attribution-NonCommercial-NoDerivatives 4.0 International License.





Lion face	Cat face
Cow face	Horse face
Goat	Pig face



Print the document on both sides so that, on the one hand, you will have the image of the emoji and on the reverse the description of it. Then you can cut them in squares and use them in your activities.

Source: <https://unicode.org/emoji/charts/full-emoji-list.html>

This work is licensed under a Creative Commons Attribution-NonCommercial-NoDerivatives 4.0 International License.





Mouse face	Elephant
Bunny Face	Bear face
Chicken	Baby chick



Print the document on both sides so that, on the one hand, you will have the image of the emoji and on the reverse the description of it. Then you can cut them in squares and use them in your activities.

Source: <https://unicode.org/emoji/charts/full-emoji-list.html>

This work is licensed under a Creative Commons Attribution-NonCommercial-NoDerivatives 4.0 International License.





Frog face	Owl
Fish	Snake
Butterfly	Shark





Lady bug	Bumble bee
Cherry blossom	Bouquet of flowers
Sunflower	Rose



Print the document on both sides so that, on the one hand, you will have the image of the emoji and on the reverse the description of it. Then you can cut them in squares and use them in your activities.

Source: <https://unicode.org/emoji/charts/full-emoji-list.html>

This work is licensed under a Creative Commons Attribution-NonCommercial-NoDerivatives 4.0 International License.





Evergreen tree	Tulip
Cactus	Palm tree
Maple leaf	Shamrock





Mountain	Earth
Camping	Volcano
Desert	Beach with umbrella



Print the document on both sides so that, on the one hand, you will have the image of the emoji and on the reverse the description of it. Then you can cut them in squares and use them in your activities.

Source: <https://unicode.org/emoji/charts/full-emoji-list.html>

This work is licensed under a Creative Commons Attribution-NonCommercial-NoDerivatives 4.0 International License.






Tram car	Train
Trolley	Bus
Fire truck	Ambulance



Print the document on both sides so that, on the one hand, you will have the image of the emoji and on the reverse the description of it. Then you can cut them in squares and use them in your activities.

Source: <https://unicode.org/emoji/charts/full-emoji-list.html>

This work is licensed under a Creative Commons Attribution-NonCommercial-NoDerivatives 4.0 International License.





Taxi	Police car
SUV	Car
Bike	Motorcycle



Print the document on both sides so that, on the one hand, you will have the image of the emoji and on the reverse the description of it. Then you can cut them in squares and use them in your activities.

Source: <https://unicode.org/emoji/charts/full-emoji-list.html>

This work is licensed under a Creative Commons Attribution-NonCommercial-NoDerivatives 4.0 International License.





Canoe	Sailboat
Airplane	Ferry
Rocket ship	Helicopter



Print the document on both sides so that, on the one hand, you will have the image of the emoji and on the reverse the description of it. Then you can cut them in squares and use them in your activities.

Source: <https://unicode.org/emoji/charts/full-emoji-list.html>

This work is licensed under a Creative Commons Attribution-NonCommercial-NoDerivatives 4.0 International License.






Horn	Megaphone
Music note	Bell
Saxophone	Microphone



Print the document on both sides so that, on the one hand, you will have the image of the emoji and on the reverse the description of it. Then you can cut them in squares and use them in your activities.

Source: <https://unicode.org/emoji/charts/full-emoji-list.html>

This work is licensed under a Creative Commons Attribution-NonCommercial-NoDerivatives 4.0 International License.





Piano	Guitar
Violin	Trumpet
CD	Drums



Print the document on both sides so that, on the one hand, you will have the image of the emoji and on the reverse the description of it. Then you can cut them in squares and use them in your activities.

Source: <https://unicode.org/emoji/charts/full-emoji-list.html>

This work is licensed under a Creative Commons Attribution-NonCommercial-NoDerivatives 4.0 International License.





Pen	Pencil
Paperclip	Paintbrush
Trash basket	Scissors





Key	Lock
Wrench	Hammer
Chains	Gear



Print the document on both sides so that, on the one hand, you will have the image of the emoji and on the reverse the description of it. Then you can cut them in squares and use them in your activities.

Source: <https://unicode.org/emoji/charts/full-emoji-list.html>

This work is licensed under a Creative Commons Attribution-NonCommercial-NoDerivatives 4.0 International License.





Bathtub	Bed
Recycle	Shopping cart



Print the document on both sides so that, on the one hand, you will have the image of the emoji and on the reverse the description of it. Then you can cut them in squares and use them in your activities.

Source: <https://unicode.org/emoji/charts/full-emoji-list.html>

This work is licensed under a Creative Commons Attribution-NonCommercial-NoDerivatives 4.0 International License.